
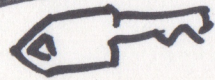




First contact:


Email about Entitlement/Access codes 


Applying access/Sign up for entitle. 


Setting up user profile 

Finding LMS Page 


Accessing Course 

Find Course 

Launch Course 


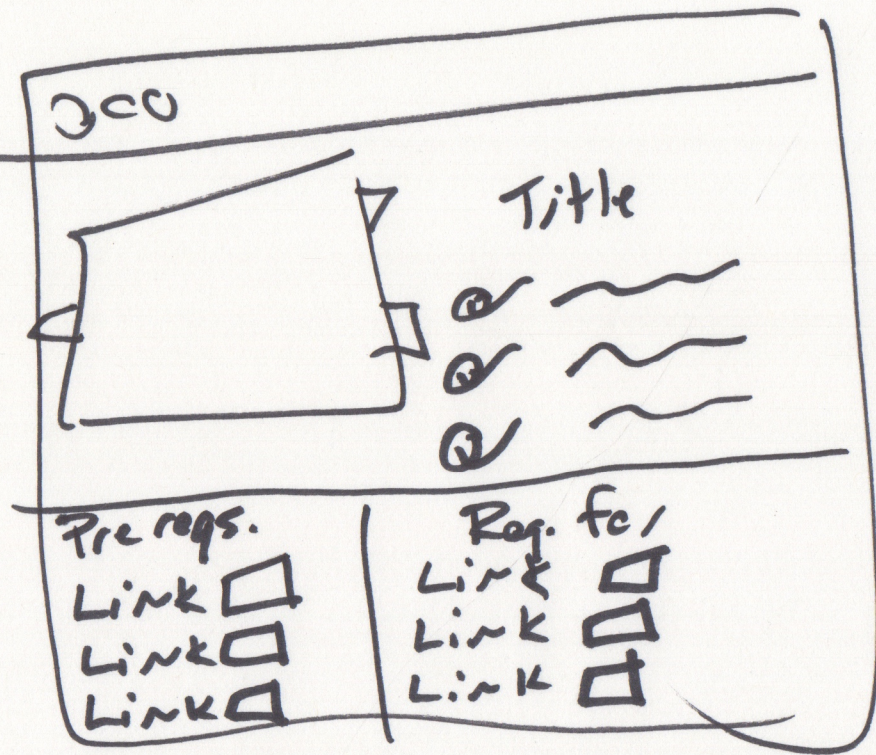
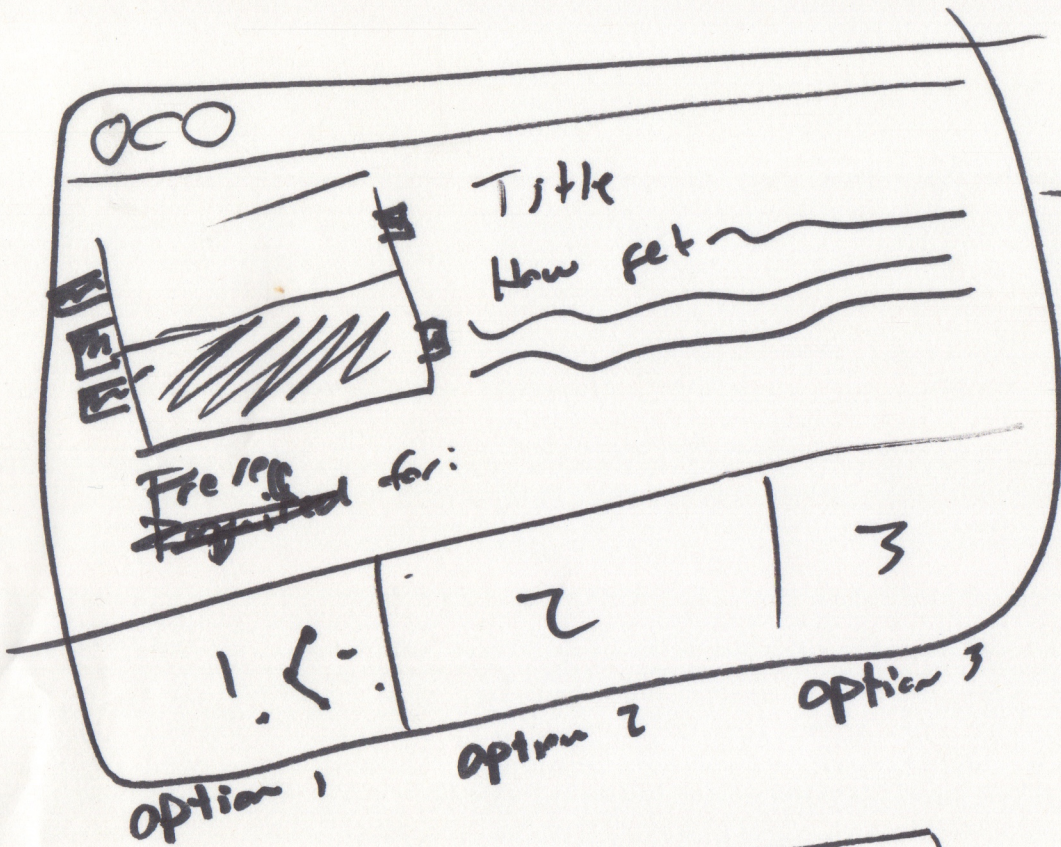
Working through Courses (using materials) 

How to HELP PLZ

Working through Courses w/ Disability 

UX - Cust Ed touch points (High Level) Apply process to it?




Complete a



✱

o c a





Recommended
~~Reserve~~
 Reserve
 L3



All Books

Featured/now?

< | >





Measurement

Automated Test

A cluster of sticky notes in the top-left area:

- Three yellow vertical strips on the left, each containing the number '11'.
- A green checkmark sticker on a light green note.
- A light green note with 'L2' written on it.
- A pink note with a circled 'D' symbol.
- A yellow note with a triangle symbol.
- A pink note with three dots and the number '151'.
- A light green note with 'L2' and a horizontal bar.

A sticky note cluster on the right side:

- A green checkmark sticker on a light green note.
- A light green note with 'L2' written on it.
- Two yellow vertical strips on the right, each containing the number '11'.
- A pink note with a circled 'D' symbol.

Data Acquisitor

Sensor Vibrotex

A large orange sticky note in the center:

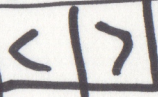
- A pink note with a circled 'D' symbol at the top left.
- The number 'L3' written in the center.
- A green horizontal bar at the bottom.
- A small 'D' symbol at the bottom right.

A small sticky note cluster at the bottom left:

- A green checkmark sticker on a pink note.
- A pink note with 'L1' written on it.

Hand-drawn table at the bottom center:

HOW	TST



In Progress/ Recommended

④

L3

0

④

L3

0

④

L3

0

Featured ~~NEW~~ Content L2

L2 ~~(NEW)~~

0

L2 ~~(NEW)~~

0

L2 ~~(NEW)~~

0

L2 ~~(NEW)~~

0



Feat: ~~NEW~~ Content L1

L1

L1

L1

L1

L1

L1

L1

L1

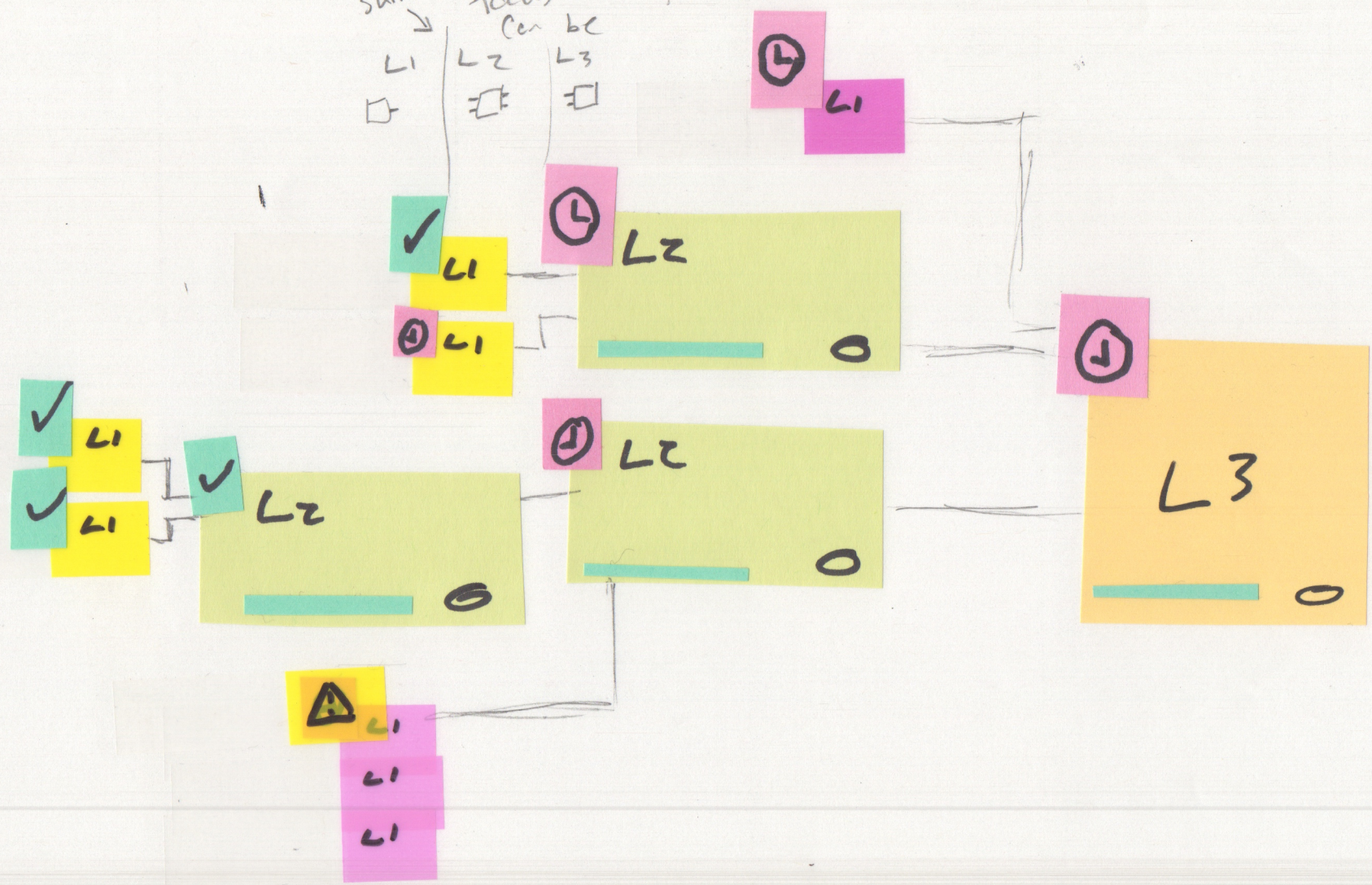
Up

Featured content
Personal
new courses
etc.



Focus Shifts
Focus area can be

L1	L2	L3
□	▣	▣



< | >

⊕ L3
0

✓ LZ (R)
0

✓ 11
10
✓ 11
10

⊕ LZ (R)
0

✓ LZ (R)
0


✓ 11
10
✓ 11
10

✓ 11
10

⊕ 11
10
11
10

LZ (NR)
0

LZ (NR)
0



1

L3

|||||/25%

2

L3

|||||/100%

3

L3

|||||/90%

Explore Badges

Which path do you want to explore

Path 1

Path 2

Path 3

Path 4

Badge Image

Launch

~~~~~ / 75%

Required  
[L1] [L1] [L1]

Additional Information

X



What course do you want added to your path?

equiv 1


equiv 2

equiv 3

Add

Cancel

Badge IMG



~~~~~ / 100%

Date Completed
Attempts
~~~~~  
~~~~~  
~~~~~

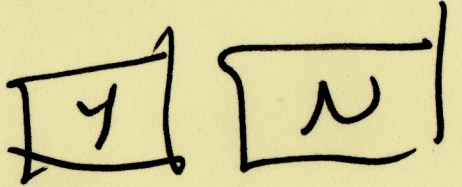
X

List-Closet



x

Confirm



List

Removed  
(Item) From (List)

A

List

That was close!  
We saved (Item) +  
(List).

A